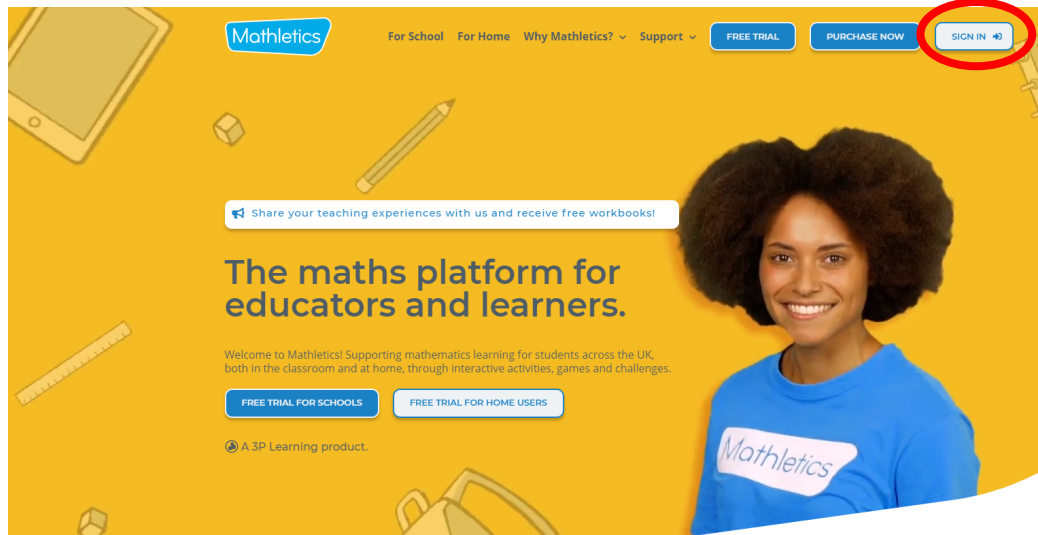


How to log onto Mathletics

Enter

www.mathletics.com - the home screen below will show on screen.



Click on the tab on the right corner that says 'Sign in'.

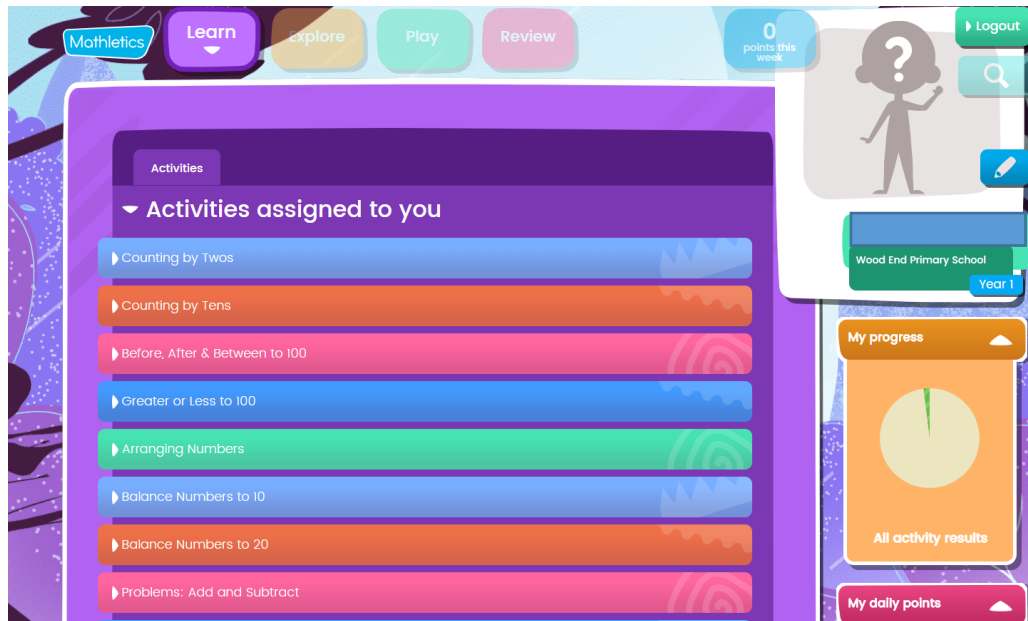
The screen will then change to the login screen below.



Either enter your username and password which you will find on your login card.

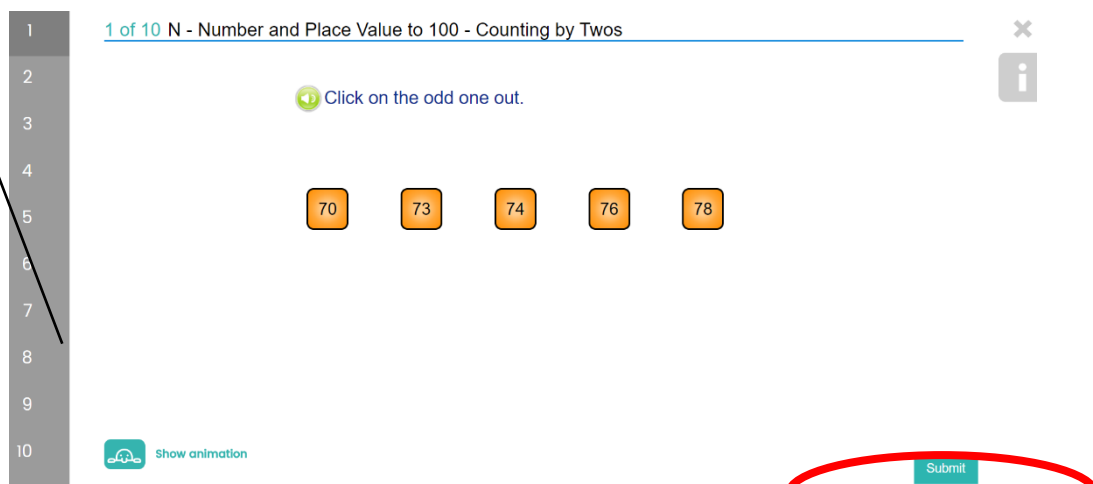
If you prefer click 'activate camera' and scan the QR code on your login card instead. This will log you in.

You will then be taken to your home screen,



Click on any of the coloured tabs below 'Activities assigned to you' to access learning tasks.

Learning tasks open as below



This is the question number

Click here for an explanation or

Click 'submit' when you finish answering the question, and this will then change to 'next' to enable you to choose the next question to answer.

After completing the task select 'try again' to have another go, or use the cross at the top of the screen to take you back to the home page where you can choose a different task.

[10 of 10 N - Number and Place Value to 100 - Counting by Twos](#)



Congratulations

10 out of 10

You beat your high score!

You've been awarded an extra 10 credits.

That's great work!

Can you score 10 out of 10 again tomorrow?

Try again

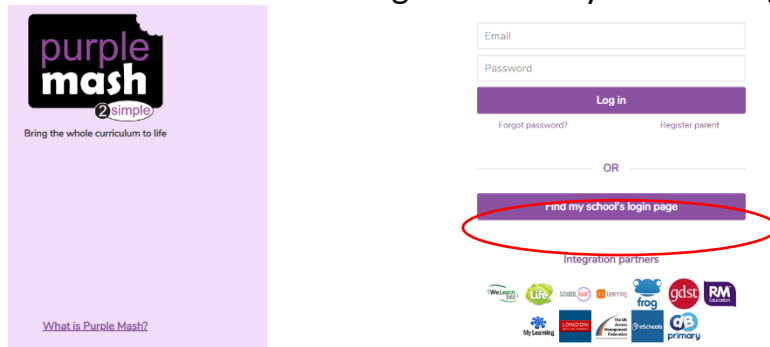
The more tasks you complete the more points and gold bars you build up which give you access to other fun features of Mathletics.

How to log onto Purplemash

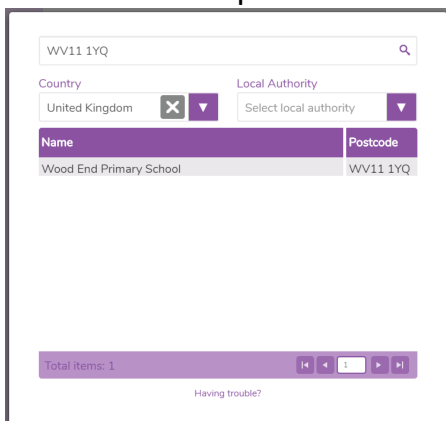
Enter

www.purplemash.com - the home screen below will show on screen.

Search for our school using the 'find my school's login page' box below



Use the school postcode or name to search for our portal.



Once you find our school, click on 'Go to school portal' to enter our page.

WV11 1YQ

Country: United Kingdom

Local Authority: Select local authority

Name	Postcode
Wood End Primary School	WV11 1YQ

Your school logo goes here

Wood End Primary School
Wood End Road
Wednesfield
Wolverhampton
WV11 1YQ

Total items: 1

Go to school portal

Having trouble?

Now, use your username and logon to access the site.

Wood End Primary School

Username

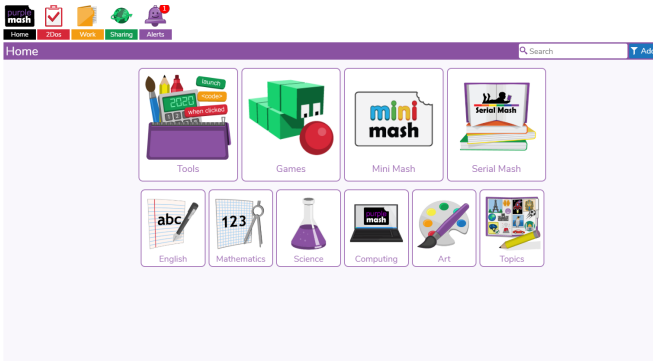
Password

Log in

[Forgot password?](#) [Having trouble?](#) [Register parent](#)

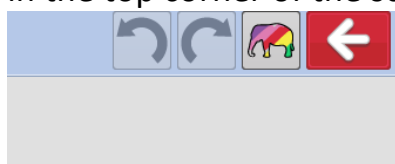
When your homepage opens you will see icons to use to access tasks

- '2Do' identifies work that has been set for you - click on the icon to access it
- 'Work' shows work that has been completed
- 'Alerts' provides a quick way to identify if new tasks are available.

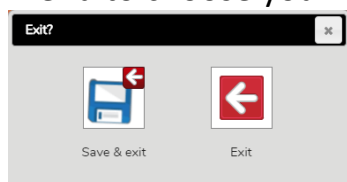


How to save your work in Purple Mash

To leave an activity or save your work use the red box with the white arrow in the top corner of the screen.




This gives you the option to save and exit, or just exit and return to the main menu to choose your next task.



If a task was then set you can go back to your '2Do' tab and 'hand in' to the teacher.

The Home Page



The home page identifies what you can access.

Tools are the different apps you use to undertake tasks.

Some Key Tools are:

Serial Mash provides the opportunity to read texts appropriate to your child's reading age and undertake tasks in response to them to practise comprehension skills.

English provides the opportunity to undertake tasks linked to English - such as spelling and grammar practise, as well as writing tasks.

In **Maths** you will find opportunities to practise the four operations of number, including a times tables check.